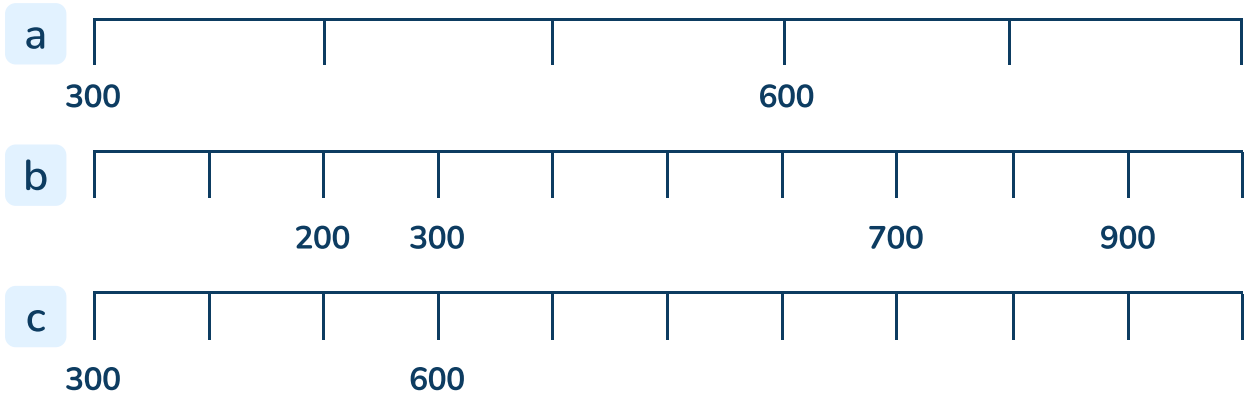


To understand how to use a number line up to 1,000

1 Complete the number lines.




2 a Draw an arrow to show where each number belongs on the number line.

100

400

700

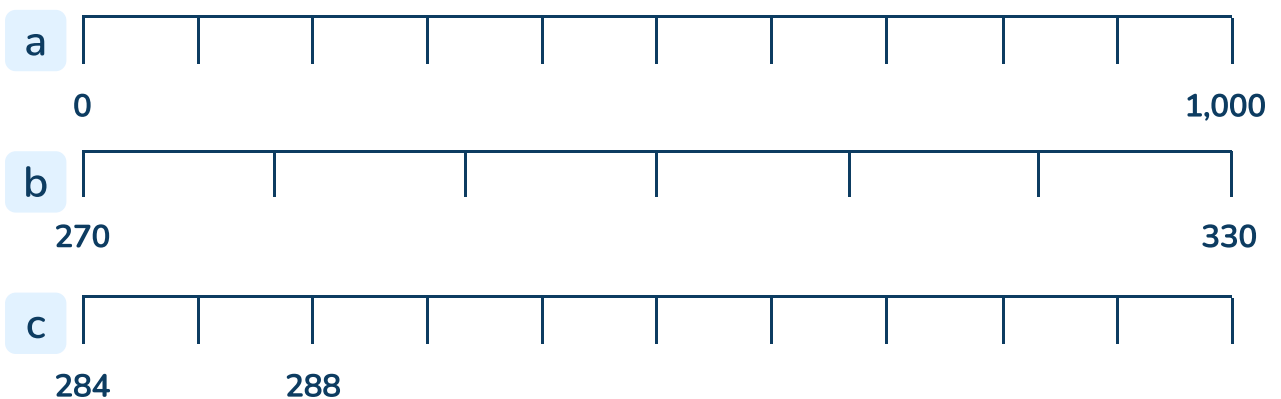
900



b What numbers are the arrows pointing to?



3 Use an arrow to show 300 on each number line.



To understand how to use a number line up to 1,000

Question Number	Question	Answer
1	a to c) Complete the number lines.	a) (300), 400, 500, (600), 700, 800 b) 0, 100, (200), (300), 400, 500, 600, (700), 800, (900), 1,000 c) (300), 400, 500, (600), 700, 800, 900, 1,000
2	a) Draw an arrow to show where each number belongs on the number line. b) What numbers are the arrows pointing to?	a) 100 on the first division, 400 on the 4th division, 700 on the 7th division, 900 on the 9th division b) 300, 320, 350
3	a to c) Use an arrow to show 300 on each number line.	a) Top number line: Arrow at 3rd division b) Middle number line: Arrow at 3rd division c) Bottom number line: Arrow at 8th division