

To know how to read and represent numbers to 20

- 1 You will need a set of number cards from 1 to 20, a partner and some concrete resources each.

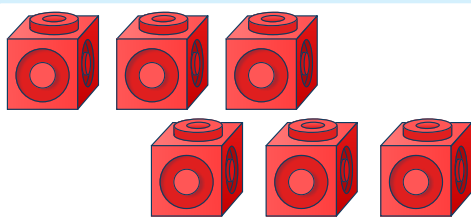
First, pick up a number card without showing your partner.

Then make the number using the resources.

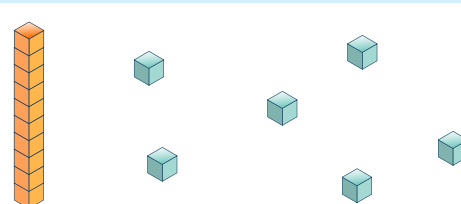
Can your partner guess the number you've made?

- 2 Write the number represented using numerals.


a




b



c



d



- 3 Make these numbers in at least 3 different ways.

a 20

b 18

c 16

d 12

To know how to read and represent numbers to 20

Question Number	Question	Answer
1	Partner game.	Use this activity as a way of exploring making numbers and identifying numbers. You could challenge the pupils to use a different set of resources each time to add variety. If preferred, this could be a whole class activity where pupils can come up and help you make a number for the rest of the class to guess.
2	Write the number represented using numerals.	a) 6 b) 18 c) 16 d) 12
3	Make these numbers in at least 3 different ways.	Representations will vary but should represent the number given.