

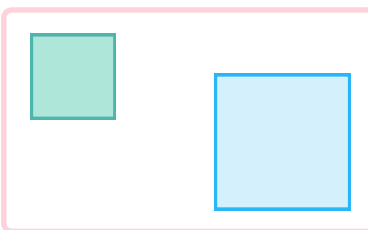
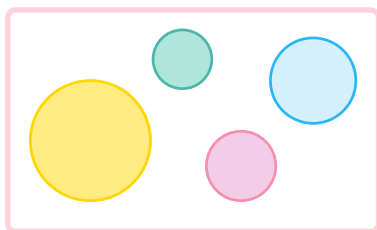


To know how to sort objects

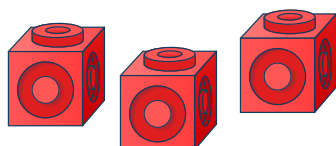
- 1 How would you group these items?
Why would you group them that way?



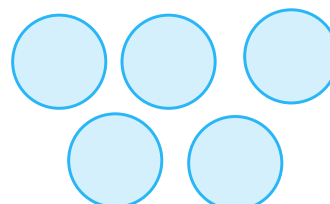
- 2 a How have these objects been grouped?
How else can we group them?



- b Two children are talking about how they have sorted the items.
Who is correct?

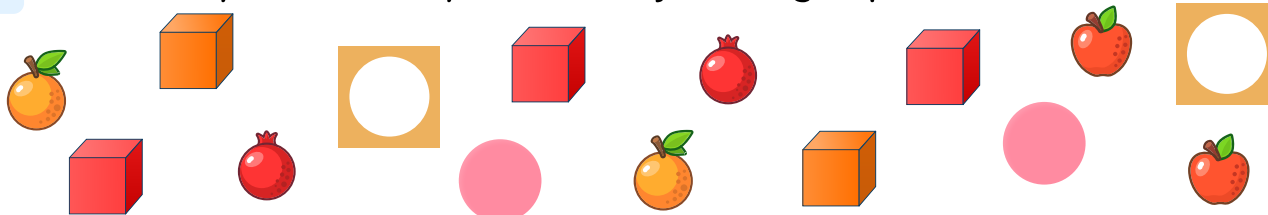


The objects are sorted
into cubes and counters.



The objects are sorted
into red and blue.

- 3 How many different ways can the objects be grouped?



To know how to sort objects

Question Number	Question	Answer
1	How would you group these items? Why would you group them that way?	Pupils may group by things you can eat/ things you find in school. They may also group by colour. Encourage pupils to discuss how they sorted the items and why they did it in that way.
2	a) How have these objects been grouped? How else can we group them? b) Two children are talking about how they have sorted the items. Who is correct?	a) The items have been grouped by shape. They could also be grouped by colour. Encourage pupils to look at the key characteristics of each group (shape) encourage them to look at similarities across the group (colour). b) Pupils should notice that both pupils have grouped the objects correctly.
3	How many different ways can the objects be grouped?	Encourage the pupils to think of as many ways as possible to group the items. This could be: Food and not food Colours 5s and 1s